

Socrata Capital Projects Explorer – Schemas

v1.1 – Last Updated July 11, 2017

Introduction

Socrata’s Capital Projects Explorer allows you to visualize the projects that make up your CIP portfolio in a simple, user-friendly interface. The Capital Projects Explorer interface is automatically generated from your data.

Capital Projects Explorer is flexible to your organization’s specific portfolio and needs. The table below shows what data is needed to visualize your portfolio.

Dashboard Component	Dataset(s) to Enable Feature
Project Details	<ul style="list-style-type: none">• Project Details Dataset
Project Map Shapes	<ul style="list-style-type: none">• Project Shapes Dataset
Agency District Map Shapes	<ul style="list-style-type: none">• Agency Shapes Dataset

For your Capital Projects Explorer to work, each dataset must be organized into a flat-file. You can think of this as having all your data on a single tab in Microsoft Excel. This document will explain each of these datasets in detail.

Project Details Dataset


The Project Details dataset contains all the descriptive information about your capital projects. The values in this dataset populate the application's filters as well as the project details page. This dataset must be organized into a flat-file. You can think of this as having all your data on a single tab in Microsoft Excel.

Recommended Column Name	Type	Value	Notes
project_id	Required	Text	The ID for a project. Used to join together the project details and project shapes datasets.
project_name	Required	Text	The name of the project.
Project Filters			
category_id	Required	Text	The ID of the category that the project is associated with. (e.g. Public Works, Sanitation, Road Improvements). Can be a comma-separated array for a project that falls in multiple categories and mapped to a human-readable name in the Admin panel.
subcategory_id	Optional	Text	The ID of the subcategory that the project is associated with. (e.g. Parks, Schools). Can be a comma-separated array for a project that falls in multiple subcategories and mapped to a human-readable name in the Admin panel.
district_id	Required	Text	The ID of the district that the project falls within. Can be a comma-separated array for a project that falls in multiple districts.
project_stage_id	Required	Text	The ID for the stage the project is in.
Project Details - Description			
project_image	Recommended	Text (URL)	Link to a hosted image that shows up for a project in the project details pane.
project_description	Recommended	Text	The text description of a project that appears in the project details pane.
project_detail (1-n)	Optional	Text	Any number of additional project detail columns may be added to the project details pane (eg, department, fund, etc)
project_start_date	Recommended	Date/Time	The estimated start date of a project. Shows up as Month, Year.

project_end_date	Recommended	Date/Time	The end date of a project. Shows up as Month, Year.
website	Recommended	Text (URL)	Link to an external website for the project. Shows up in the project details pane.
icon	Recommended	Text	The key to the icon for the project. Default is to show the icon associated with its category. The link to a hosted initiative icon is configured in the administration panel.
Initiative icon	Optional	Text	The key to the initiative icon for a project - typically, used to indicate if the project is part of a bond measure or other voter-approved levy. The link to a hosted initiative icon is configured in the administration panel.
Project Details - Budget			
budget	Recommended	Number	The budgeted amount for the project.
budget_range	Optional	Number	The range of the budget used for the project. When a project has a budget_range, that value will show appended to budget (eg \$ [budget] - \$ [budget_range]). Used when a project still has uncertainty about cost/scope.
amount_spent	Optional	Number	The amount spent on the project.
budget_indicator	Recommended	Text	The flag for whether the project schedule is red, yellow or green.
budget_indicator_narrative	Recommended	Text	The description associated with the project's budget status.
budget_text	Optional	Text	The longer description of the text associated with the project's budget status.
Project Details - Status			
schedule_indicator	Recommended	Text	The flag for whether the project schedule is red, yellow or green.
schedule_indicator_narrative	Recommended	Text	The description associated with the project's schedule status.
optional_indicator_narrative	Recommended	Text	An optional 3rd indicator narrative, if projects are being evaluated in ways besides status and budget.
schedule_text	Optional	Text	

Field Mapping

⬆



FIRE ENGINE COMPANY APPARATUS

🌐 Project Website

Description:

This project involves the purchase of one (1) truck apparatus, to replace the apparatus currently designated as Truck 10. This apparatus carries ladders, extrication equipment and rescue tools as well as all support equipment for firefighting. It is equipped with a specialized air compressor system that refills the bottles used for breathing air in fires and other conditions that require protected breathing.

End Date	Department
No Data	Fire
Optional Update	Spent
No Data	\$ 3,000
Budget	start Date
\$ 609,000	February, 2014

Current Stage

Planing

Design

Construction

Completed

- ✔ Project is on budget → **Budget Indicator narrative**
- ✔ Project is on schedule → **Schedule Indicator narrative**
- ✔ Project is on budget. → **Optional Indicator narrative**

Project Name

Icon



Project Website

Project Description

Project Image

Configurable

Thumb Image Should Be Here

project icon



SW BELLE AVE 17TH TO 21ST

project name

initiative icon

Topeka ½ Cent Sales Tax Project



project image



Project Website

link to external project website

project description

Description:

This two-season (2016-2017) citywide half cent sales tax project is a the complete removal and replacement of the curbs, gutters and roadway. This project also includes a \$850,000 waterline replacement project. (See Water Project T-281083.06 under Utilities in the Project Portal.) This project opened to through traffic on Dec. 16. Some work may continue day-by-day under local traffic control. The restart date is March 5, 2017.

Budget	project details (configurable fields)	Spent
\$ 1.4 million		\$ 181,000
Department		Project End Date
Engineering/Street		November, 2017

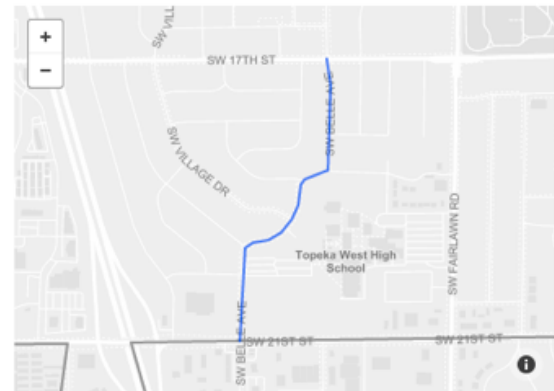
Current Stage

project stage



- ✔ Project is on budget.
- ✔ Project is on schedule.
- ✔ Project pending council approval

Budget indicator and narrative
 Schedule indicator and narrative
 Optional indicator and narrative



Project Shapes Dataset

Capital Projects Explorer expects the shapes for projects to be in a separate dataset than the details of those projects.

Recommended Column Name	Type	Value	Notes
project_id	Required	Text	The key used to join shapes with projects.
project_name	Optional	Text	The name of the project.
the_geom	Required	Multipolygon	The multipolygon column that contains the project shapes.

Agency Shapes Dataset

Capital Projects Explorer expects projects to be filtered by districts or regions, and offers a clickable map of those districts to make navigation more straightforward.

Recommended Column Name	Type	Value	Notes
district_id	Required	Text	The key used to join shapes with districts.
district name	Optional	Text	The name of the district.
the_geom	Required	Multipolygon	The multipolygon column that contains the district shapes.